

# Missouri

## LIHEAP FY2023 State Profile

**Total Funding Available**  
**\$136,402,817**


**Total Households Served**  
**130,057**

**Income Eligibility Requirements**  
**\$54,695**  
 for a 4-person household

**% of State Income-Eligible Population Served**  
**20%**

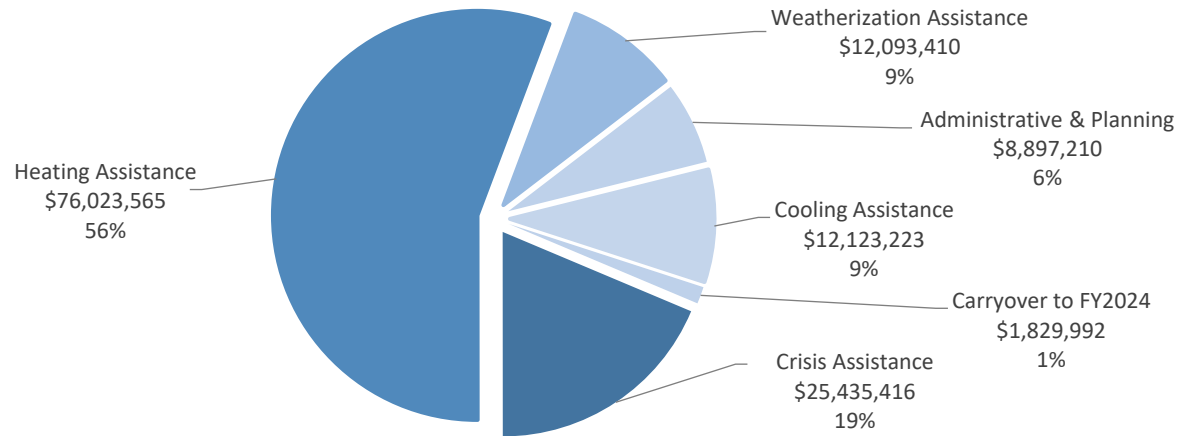
**State Income-Eligible Population**  
**648,191**

**Annual Funds, 2019-2023 (\$ millions)**

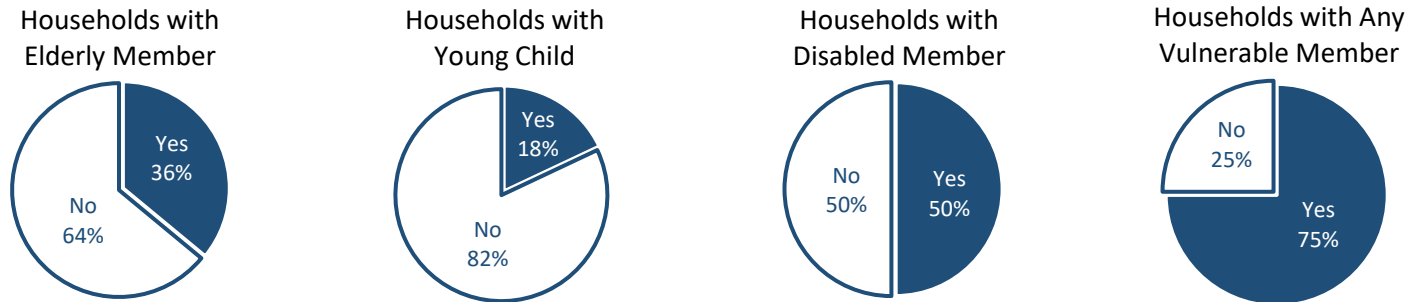


Year	Funding (\$ millions)
'19	\$85
'20	\$108
'21	\$208
'22	\$195
'23	\$136

### Uses of Funds



### Vulnerable Recipient Households



### Types of Assistance

**Heating Assistance** served 111,863 households with reported average benefits of \$675 (regular LIHEAP funds) and \$858 (LIHEAP IJA funds).

**Cooling Assistance** served 17,884 households with reported average benefits of \$678.

**Winter Crisis Assistance** served 43,527 households with reported average benefits of \$473.

**Summer Crisis Assistance** served 42,595 households with reported average benefits of \$114.

**Weatherization Assistance** served 1,598 households with a calculated average benefit of \$7,568.