

# Montana

## LIHEAP FY2023 State Profile

**Total Funding Available**  
**\$38,041,661**

**Funding Available to Tribes\***  
**\$7,460,950**

**Total Households Served**  
**17,254**

**Income Eligibility Requirements**  
**\$54,108**  
 for a 4-person household

**% of State Income-Eligible Population Served**  
**15%**

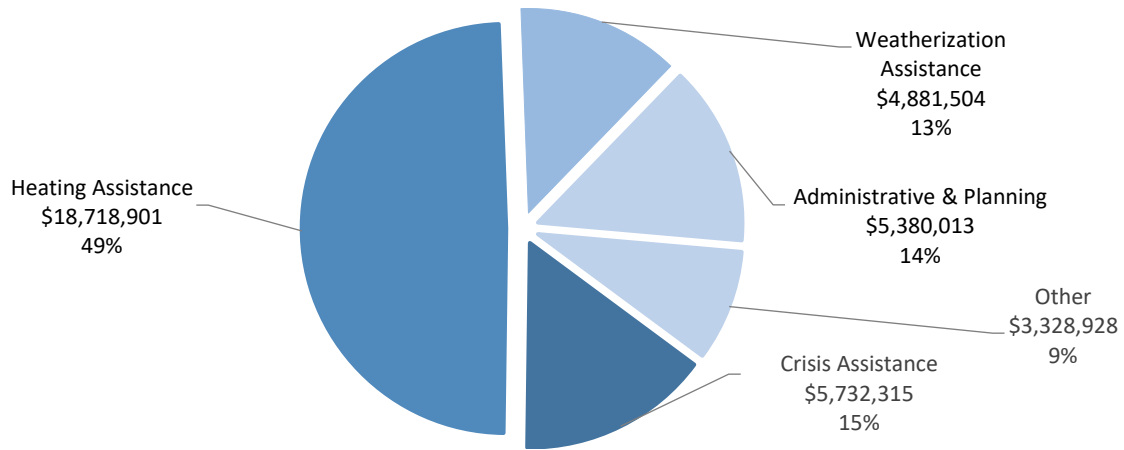
**State Income-Eligible Population**  
**113,710**

**Annual Funds, 2019-2023 (\$ millions)**



Year	Funding (\$ millions)
'19	\$23
'20	\$28
'21	\$51
'22	\$40
'23	\$38

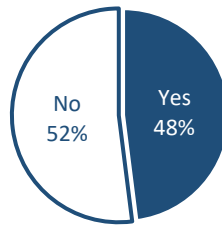
### Uses of Funds



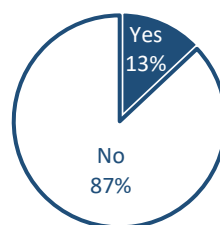
The Other category consists of:  
 Carryover to FY2024 (\$2,228,304)  
 Assurance 16 Activities (\$1,072,971)  
 Nominal Payments (\$27,653)

### Vulnerable Recipient Households

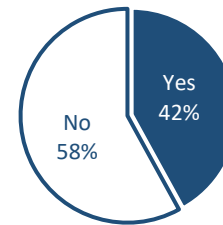
Households with Elderly Member



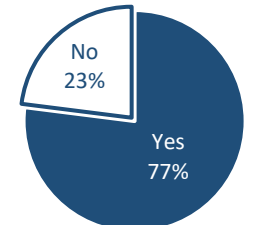
Households with Young Child



Households with Disabled Member



Households with Any Vulnerable Member



### Types of Assistance

**Heating Assistance** served 17,073 households with reported average benefits of \$1,096.

**Year-Round Crisis Assistance** served 4,426 households with a reported average benefit of \$641.

**Weatherization Assistance** served 273 households. Additional households will be served in FY2024 with the FY2023 funds.

\* Funding Available to Tribes is direct funding by ACF and is not included in other Profile figures.