

Nebraska

LIHEAP FY2023 State Profile

Total Funding Available
\$56,422,118

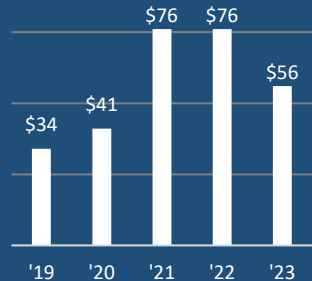
Total Households Served
41,270

Income Eligibility Requirements
\$41,625
for a 4-person household

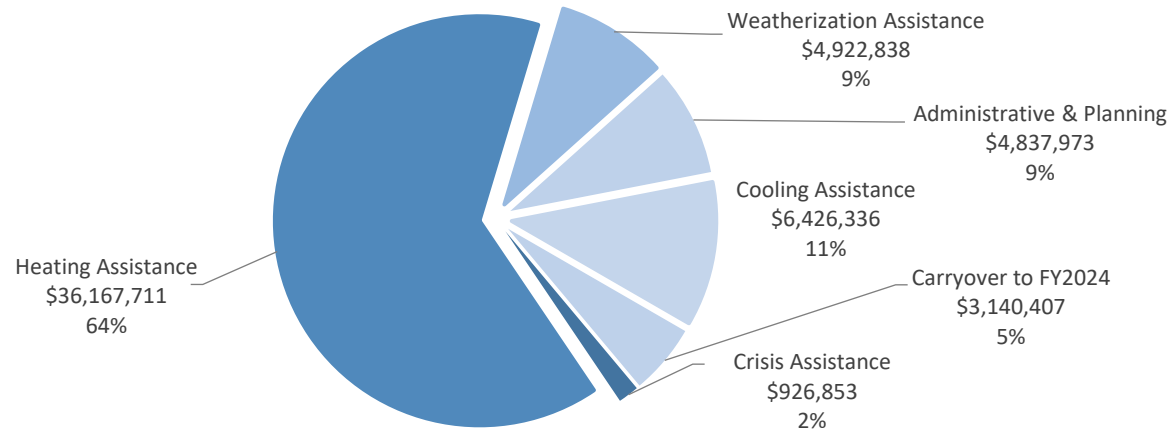
% of State Income-Eligible Population Served
34%

State Income-Eligible Population
120,451

Annual Funds, 2019-2023
(\$ millions)

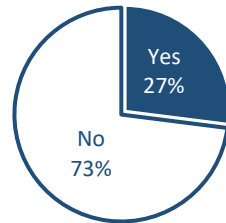


Uses of Funds

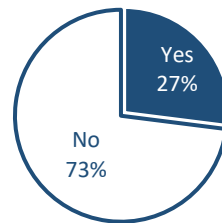


Vulnerable Recipient Households

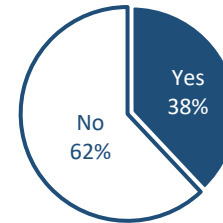
Households with Elderly Member



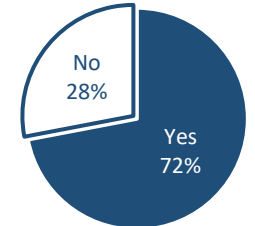
Households with Young Child



Households with Disabled Member



Households with Any Vulnerable Member



Types of Assistance

Heating Assistance served 39,156 households with reported average benefits of \$903 (regular LIHEAP funds) and \$520 (LIHEAP IJA funds).

Cooling Assistance served 13,099 households with reported average benefits of \$491.

Year-Round Crisis Assistance served 2,491 households with reported average benefits of \$357.

Weatherization Assistance served 361 households. Additional households will be served in FY2024 with the FY2023 funds.