

Nevada

LIHEAP FY2023 State Profile

Total Funding Available*

\$29,379,717

Total Households Served

12,273

Income Eligibility Requirements

\$41,625

for a 4-person household

% of State Income-Eligible Population Served

6%

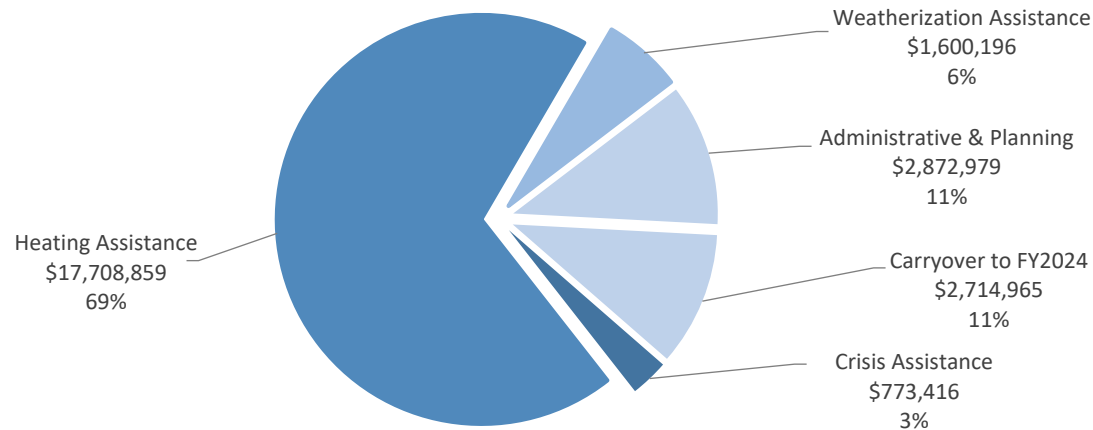
State Income-Eligible Population

205,909

Annual Funds, 2019-2023 (\$ millions)

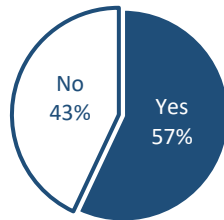


Uses of Funds

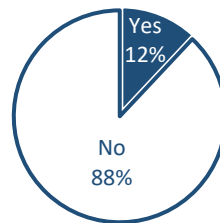


Vulnerable Recipient Households

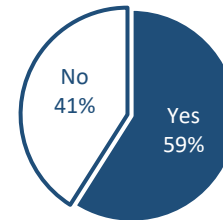
Households with Elderly Member



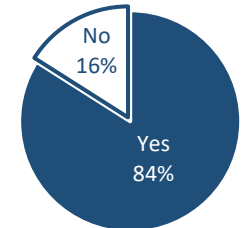
Households with Young Child



Households with Disabled Member



Households with Any Vulnerable Member



Types of Assistance

Heating Assistance served 11,556 households with reported average benefits of \$1,477 (regular LIHEAP funds) and \$383 (LIHEAP IJJA funds).

Year-Round Crisis Assistance served 423 households with reported average benefits of \$773.

Weatherization Assistance served 100 households.

*Total Funding Available includes \$3,709,302 returned to the federal government.