

New Jersey

LIHEAP FY2023 State Profile

Total Funding Available
\$212,899,840

Funding Available to Tribes*
\$99,344

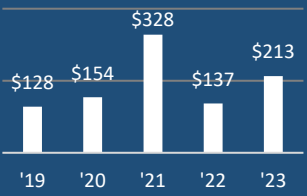
Total Households Served
241,888

Income Eligibility Requirements
\$79,944
 for a 4-person household

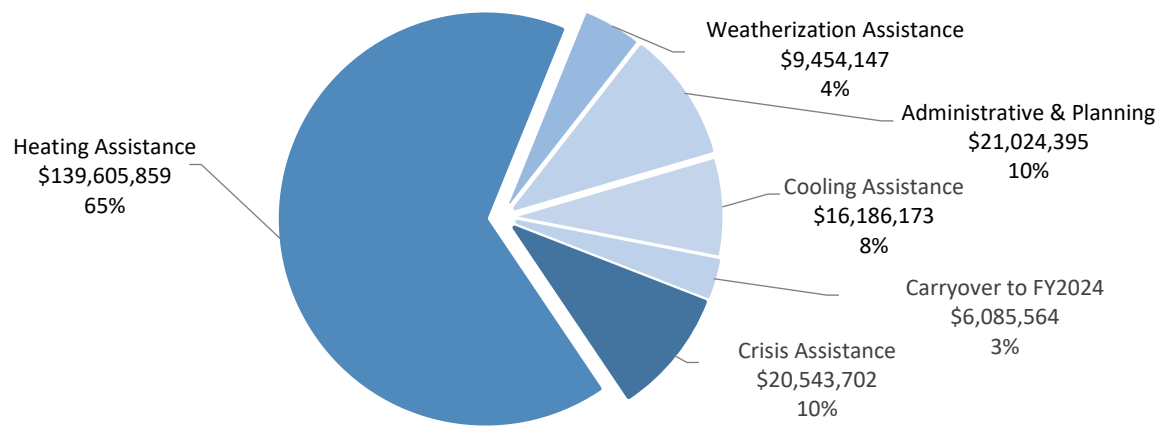
% of State Income-Eligible Population Served
24%

State Income-Eligible Population
1,001,560

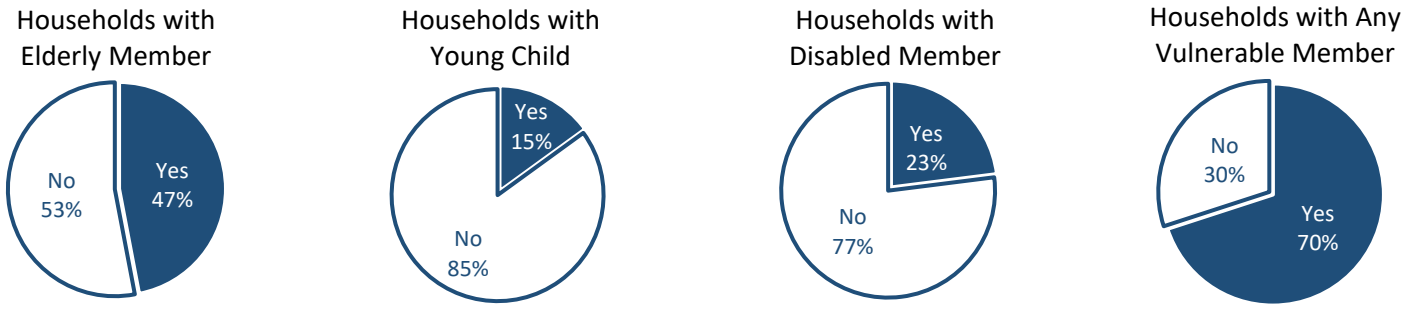
Annual Funds, 2019-2023 (\$ millions)



Uses of Funds



Vulnerable Recipient Households



Types of Assistance

Heating Assistance served 230,760 households with reported average benefits of \$641 (regular LIHEAP funds) and \$350 (IIJA funds).

Cooling Assistance served 41,761 households with reported average benefits of \$300.

Winter Crisis Assistance served 23,701 households with a reported average benefit of \$1,000.

Weatherization Assistance served 101 households. Additional households will be served in FY2024 with the FY2023 funds.

*Funding Available to Tribes is direct funding by ACF and is not included in other Profile figures.