

# New Mexico

## LIHEAP FY2023 State Profile

Total Funding Available  
**\$32,175,659**

Funding Available to Tribes\*  
**\$305,715**

Total Households Served  
**43,592**

Income Eligibility Requirements  
**\$41,625**

for a 4-person household

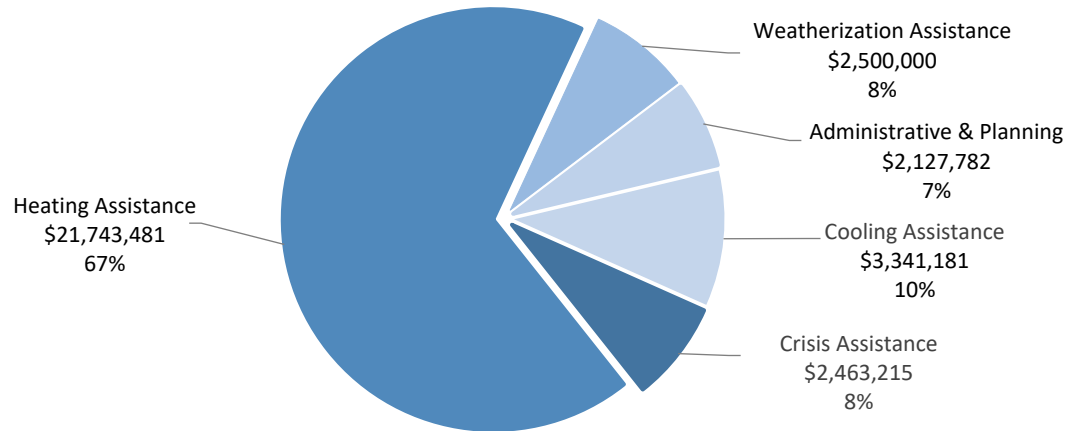
% of State Income-Eligible Population Served  
**22%**

State Income-Eligible Population  
**200,781**

Annual Funds, 2019-2023  
 (\$ millions)

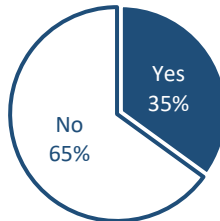


### Uses of Funds

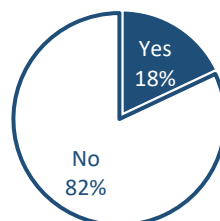


### Vulnerable Recipient Households

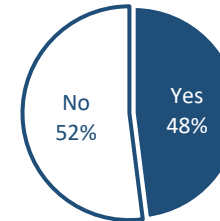
Households with Elderly Member



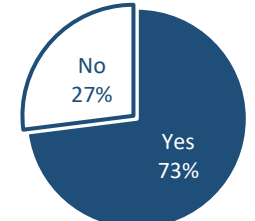
Households with Young Child



Households with Disabled Member



Households with Any Vulnerable Member



### Types of Assistance

**Heating Assistance** served 23,450 households with reported average benefits of \$475.

**Cooling Assistance** served 7,415 households with reported average benefits of \$259.

**Year-Round Crisis Assistance** served 12,458 households with a reported average benefit of \$264.

**Weatherization Assistance** served 366 households with a calculated average benefit of \$6,831.

\*Funding Available to Tribes is direct funding by ACF and is not included in other Profile figures.