

# New York

## LIHEAP FY2023 State Profile

**Total Funding Available**  
**\$600,839,845**

**Funding Available to Tribes\***  
**\$305,422**


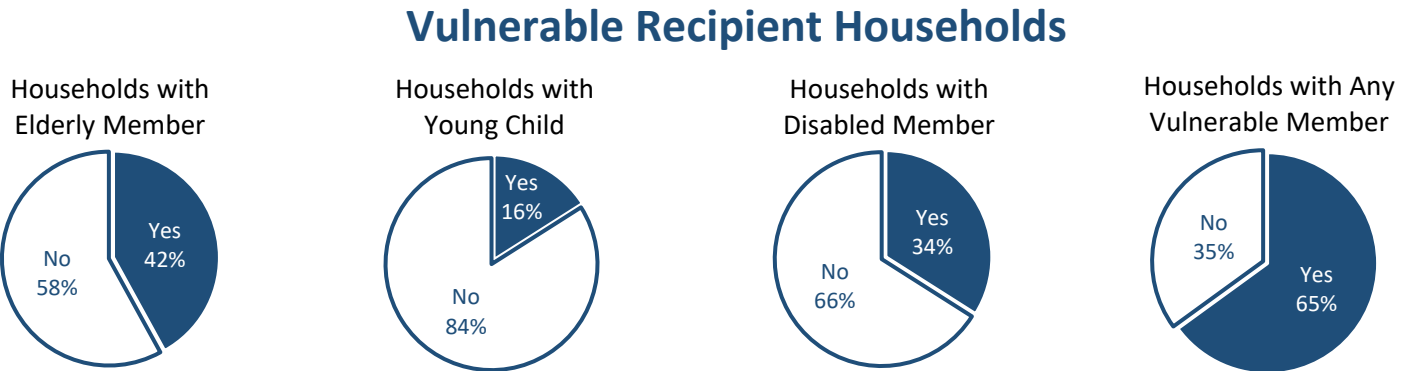
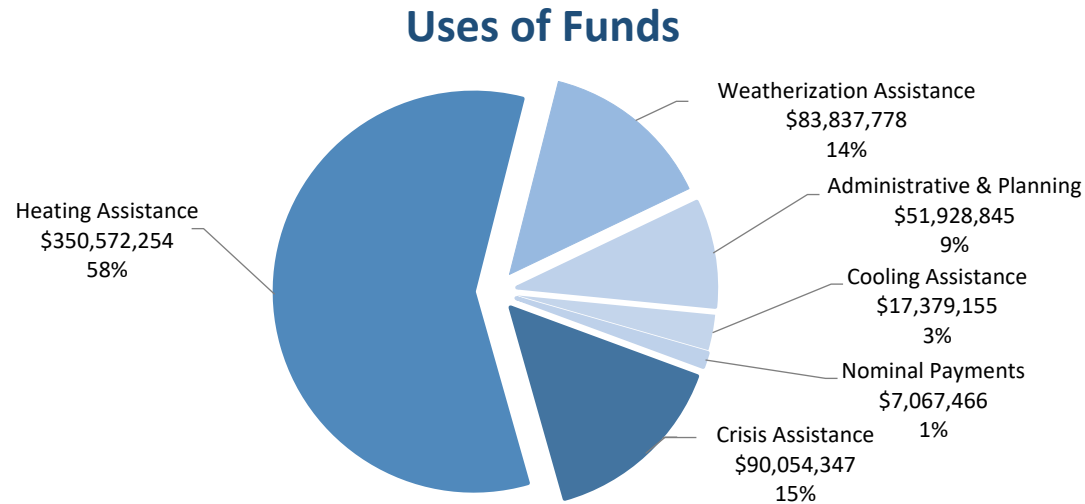
**Total Households Served**  
**1,162,529**

**Income Eligibility Requirements**  
**\$65,829**  
 for a 4-person household

**% of State Income-Eligible Population Served**  
**52%**

**State Income-Eligible Population**  
**2,215,092**

**Annual Funds, 2019-2023 (\$ millions)**

### Types of Assistance

**Heating Assistance** served 1,123,853 households with reported average benefits of \$666.

**Cooling Assistance** served 21,222 households with reported average benefits of \$795.

**Winter Crisis Assistance** served 97,222 households with a reported average benefit of \$612.

**Weatherization Assistance** served 6,300 households. Additional households will be served in FY2024 with the FY2023 funds.

\*Funding Available to Tribes is direct funding by ACF and is not included in other Profile figures.