

Ohio

LIHEAP FY2023 State Profile

Total Funding Available
\$262,964,680

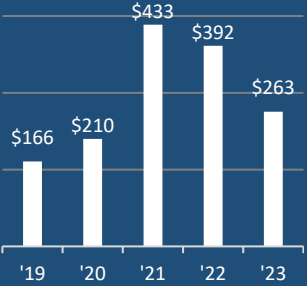
Total Households Served
265,455

Income Eligibility Requirements
\$59,189
 for a 4-person household

% of State Income-Eligible Population Served
20%

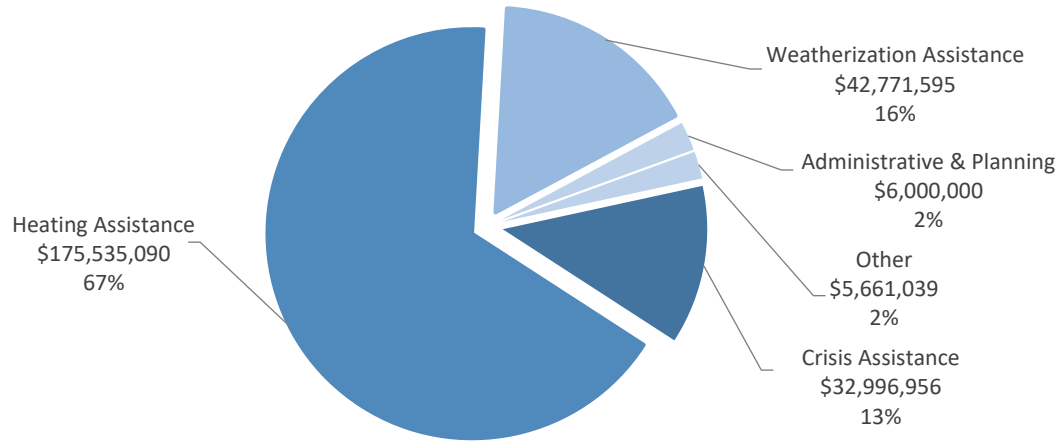
State Income-Eligible Population
1,297,469

Annual Funds, 2019-2023 (\$ millions)



Year	Funding (\$ millions)
'19	\$166
'20	\$210
'21	\$433
'22	\$392
'23	\$263

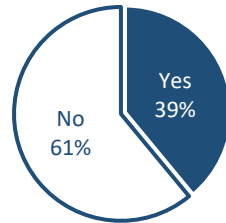
Uses of Funds



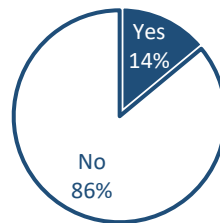
The Other category consists of:
 Carryover to FY2024 (\$4,380,858)
 Assurance 16 Activities (\$1,280,181)

Vulnerable Recipient Households

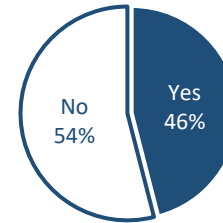
Households with Elderly Member



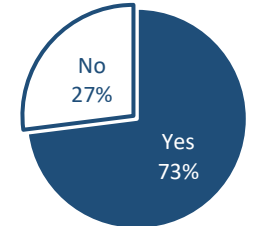
Households with Young Child



Households with Disabled Member



Households with Any Vulnerable Member



Types of Assistance

Heating Assistance served 239,242 households with reported average benefits of \$394.

Winter Crisis Assistance served 67,941 households with reported average benefits of \$283.

Summer Crisis Assistance served 43,127 households with reported average benefits of \$303.

Weatherization Assistance served 3,202 households. Additional households will be served in FY2024 with the FY2023 funds.