

Oklahoma

LIHEAP FY2023 State Profile

Total Funding Available
\$60,868,942

Funding Available to Tribes*
\$8,734,579

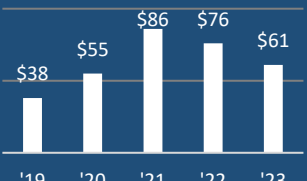
Total Households Served
112,440

Income Eligibility Requirements
\$36,075
 for a 4-person household

% of State Income-Eligible Population Served
42%

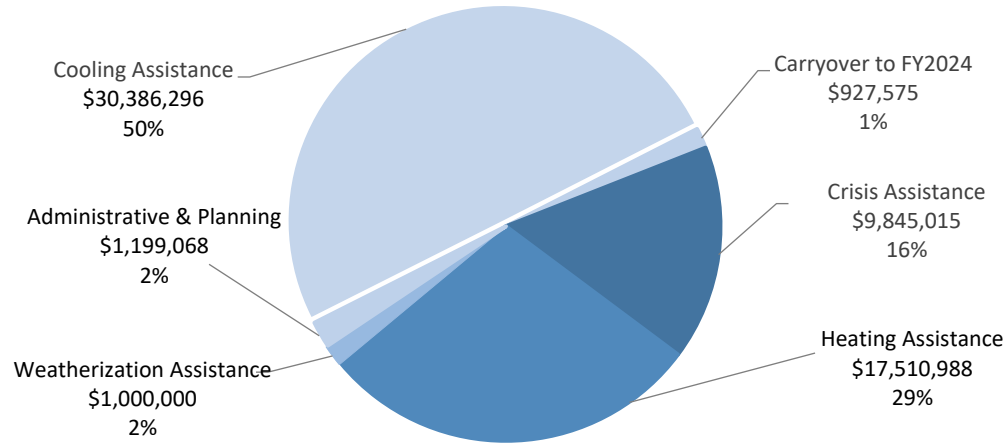
State Income-Eligible Population
265,827

Annual Funds, 2019-2023 (\$ millions)

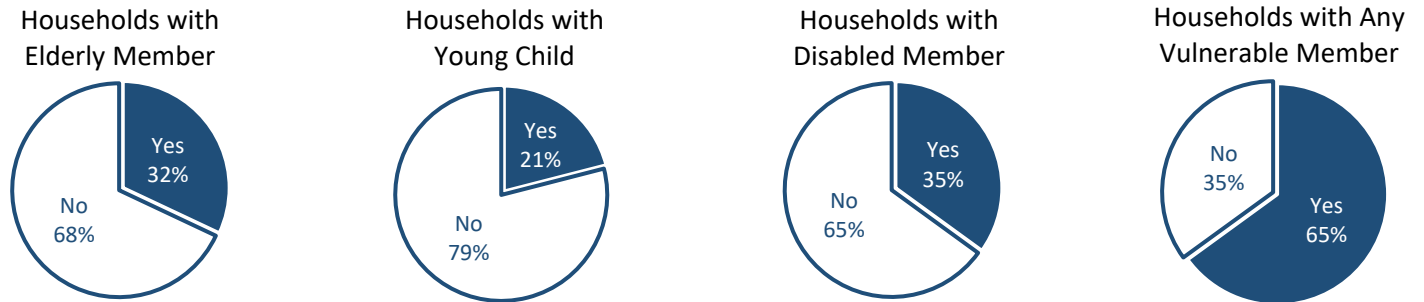


Year	Funds (\$ millions)
'19	\$38
'20	\$55
'21	\$86
'22	\$76
'23	\$61

Uses of Funds



Vulnerable Recipient Households



Types of Assistance

Heating Assistance served 52,276 households with reported average benefits of \$335.

Cooling Assistance served 63,115 households with reported average benefits of \$482.

Year-Round Crisis Assistance served 100,327 households with a reported average benefit of \$193.

Weatherization Assistance served 54 households. Additional households will be served in FY2024 with the FY2023 funds.

*Funding Available to Tribes is direct funding by ACF and is not included in other Profile figures.