

Oregon

LIHEAP FY2023 State Profile

Total Funding Available
\$67,666,235

Funding Available to Tribes*
\$865,732


Total Households Served
57,454

Income Eligibility Requirements
\$60,126
 for a 4-person household

% of State Income-Eligible Population Served
14%

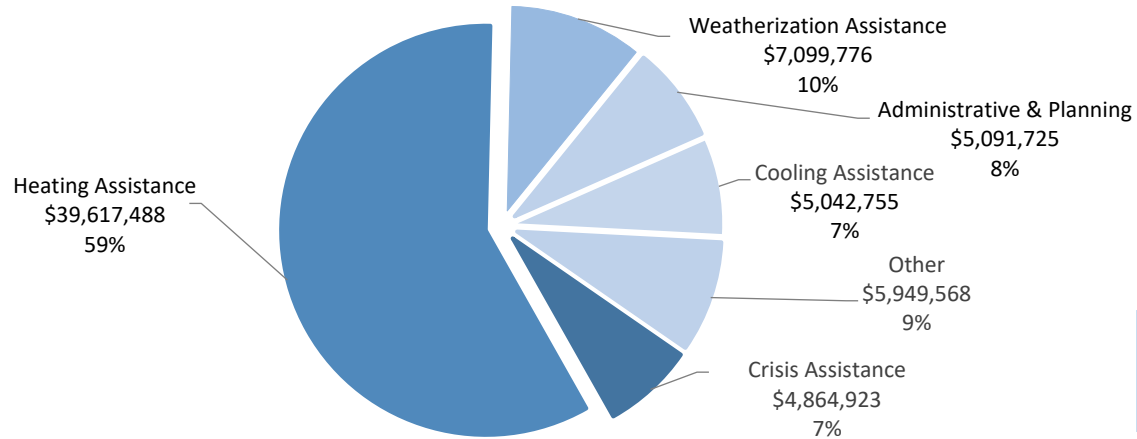
State Income-Eligible Population
410,956

Annual Funds, 2019-2023 (\$ millions)



Year	Funding (\$ millions)
'19	\$36
'20	\$48
'21	\$91
'22	\$41
'23	\$68

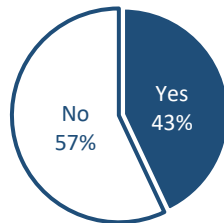
Uses of Funds



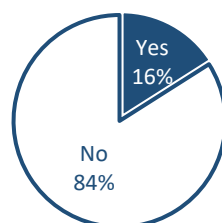
The Other category consists of:
 Carryover to FY2024 (\$3,057,638)
 Assurance 16 Activities (\$2,340,471)
 Nominal Payments (\$551,459)

Vulnerable Recipient Households

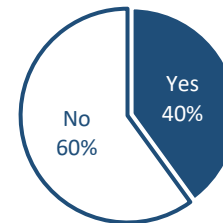
Households with Elderly Member



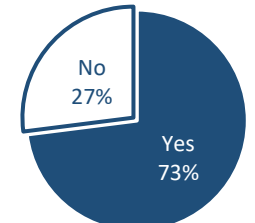
Households with Young Child



Households with Disabled Member



Households with Any Vulnerable Member



Types of Assistance

Heating Assistance served 59,953 households with reported average benefits of \$513.

Cooling Assistance served 7,432 households with reported average benefits of \$474.

Year-Round Crisis Assistance served 4,104 households with a reported average benefit of \$517.

Weatherization Assistance served 649 households. Additional households will be served in FY2024 with the FY2023 funds.

*Funding Available to Tribes is direct funding by ACF and is not included in other Profile figures.

Data are current as of April 30, 2024.
 For more information, see <https://liheappm.acf.hhs.gov/>