

Rhode Island

LIHEAP FY2023 State Profile

Total Funding Available
\$42,318,950

Funding Available to Tribes*
\$68,453

Total Households Served
26,052

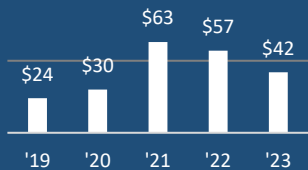
Income Eligibility Requirements
\$65,460

for a 4-person household

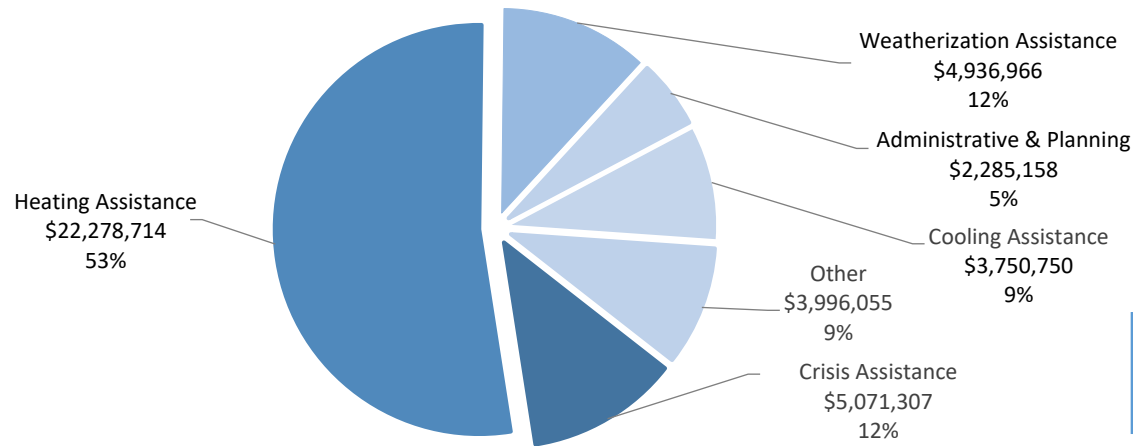
% of State Income-Eligible Population Served
22%

State Income-Eligible Population
120,717

Annual Funds, 2019-2023
 (\$ millions)



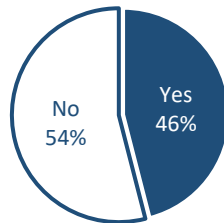
Uses of Funds



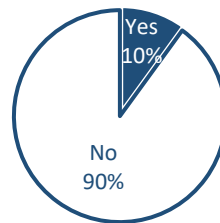
The Other category consists of:
 Carryover to FY2024 (\$2,159,447)
 Assurance 16 Activities (\$924,692)
 Nominal Payments (\$911,916)

Vulnerable Recipient Households

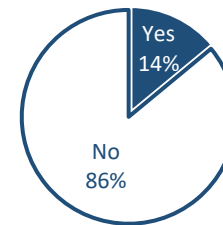
Households with Elderly Member



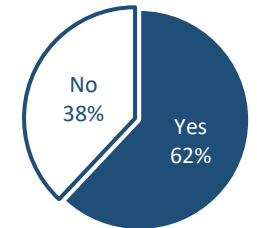
Households with Young Child



Households with Disabled Member



Households with Any Vulnerable Member



Types of Assistance

Heating Assistance served 26,052 households with reported average benefits of \$678 (regular LIHEAP funds) and \$548 (IIJA funds).

Cooling Assistance served 25,001 households with reported average benefits of \$150.

Winter Crisis Assistance served 3,607 households with a reported average benefit of \$526 (regular LIHEAP funds) and \$387 (IIJA funds).

Weatherization Assistance served 927 households with a calculated average benefit of \$5,326.

*Funding Available to Tribes is direct funding by ACF and is not included in other Profile figures.