

South Carolina

LIHEAP FY2023 State Profile

Total Funding Available
\$78,358,705

Funding Available to Tribes*
\$16,284

Total Households Served
48,638

Income Eligibility Requirements
\$41,625

for a 4-person household

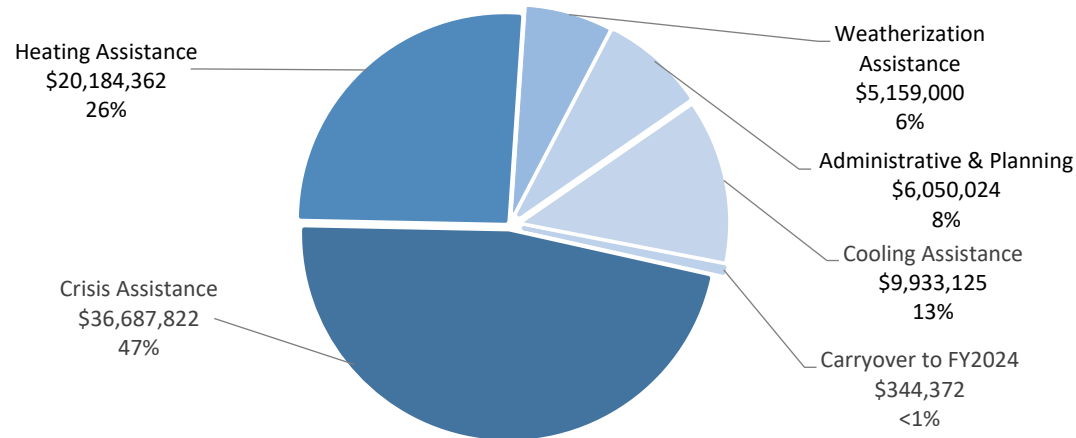
% of State Income-Eligible Population Served
9%

State Income-Eligible Population
521,255

Annual Funds, 2019-2023
(\$ millions)

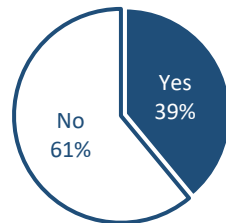


Uses of Funds

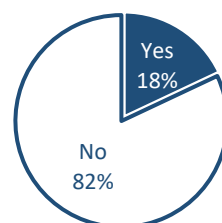


Vulnerable Recipient Households

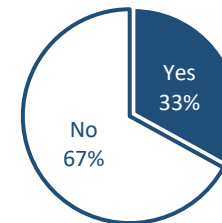
Households with Elderly Member



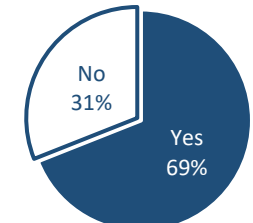
Households with Young Child



Households with Disabled Member



Households with Any Vulnerable Member



Types of Assistance

Heating Assistance served 18,598 households with reported average benefits of \$1,060 (regular LIHEAP funds) and \$295 (IIJA funds).

Cooling Assistance served 12,161 households with reported average benefits of \$805 (regular LIHEAP funds) and \$293 (IIJA funds).

Year-Round Crisis Assistance served 26,729 households with a reported average benefit of \$1,352 (regular LIHEAP funds) and \$288 (IIJA funds).

Weatherization Assistance served 349 households. Additional households will be served in FY2024 with the FY2023 funds.

*Funding Available to Tribes is direct funding by ACF and is not included in other Profile figures.