

# Texas

## LIHEAP FY2023 State Profile

**Total Funding Available**  
**\$337,180,860**

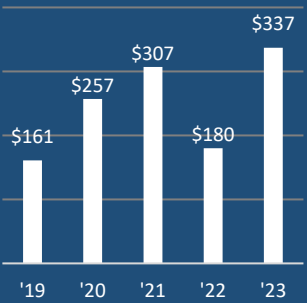
**Total Households Served**  
**120,725**

**Income Eligibility Requirements**  
**\$45,000**  
 for a 4-person household

**% of State Income-Eligible Population Served**  
**5%**

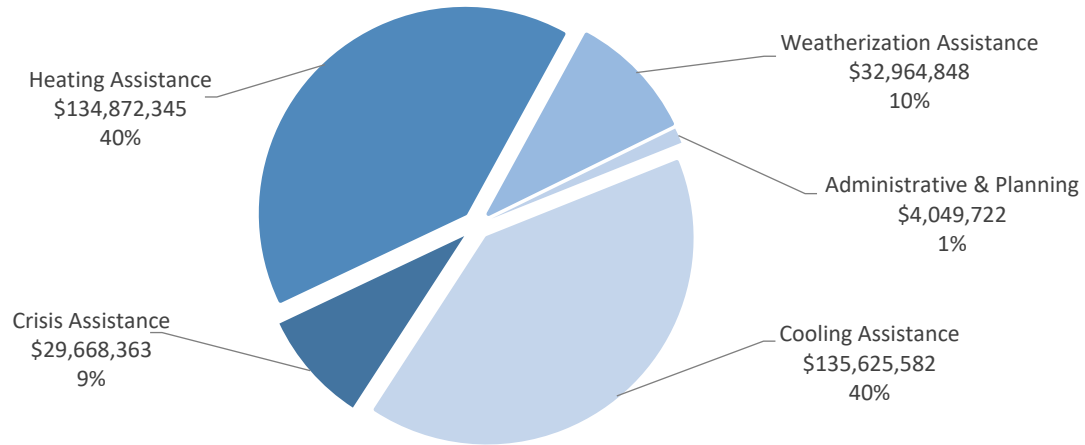
**State Income-Eligible Population**  
**2,635,038**

**Annual Funds, 2019-2023 (\$ millions)**

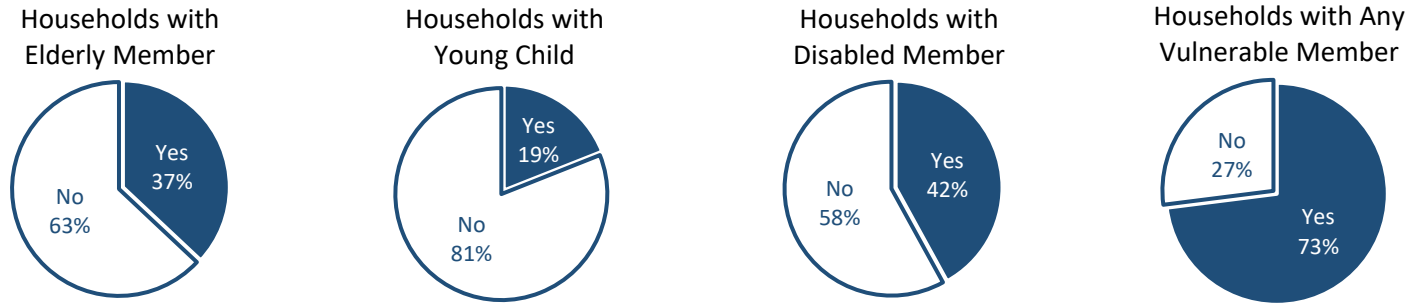


Year	Funding (\$ millions)
'19	\$161
'20	\$257
'21	\$307
'22	\$180
'23	\$337

### Uses of Funds



### Vulnerable Recipient Households



### Types of Assistance

**Heating Assistance** served 47,945 households with reported average benefits of \$2,750 (regular LIHEAP funds) and \$454 (IJA funds).

**Cooling Assistance** served 75,317 households with reported average benefits of \$1,751 (regular LIHEAP funds) and \$526 (IJA funds).

**Year-Round Crisis Assistance** served 9,412 households with reported average benefits of \$3,502.

**Weatherization Assistance** served 1,358 households. Additional households will be served in FY2024 with the FY2023 funds.