

# Utah

## LIHEAP FY2023 State Profile

Total Funding Available  
**\$44,336,234**

Funding Available to Tribes\*  
**\$413,018**

Total Households Served  
**24,344**

Income Eligibility Requirements  
**\$41,625**

for a 4-person household

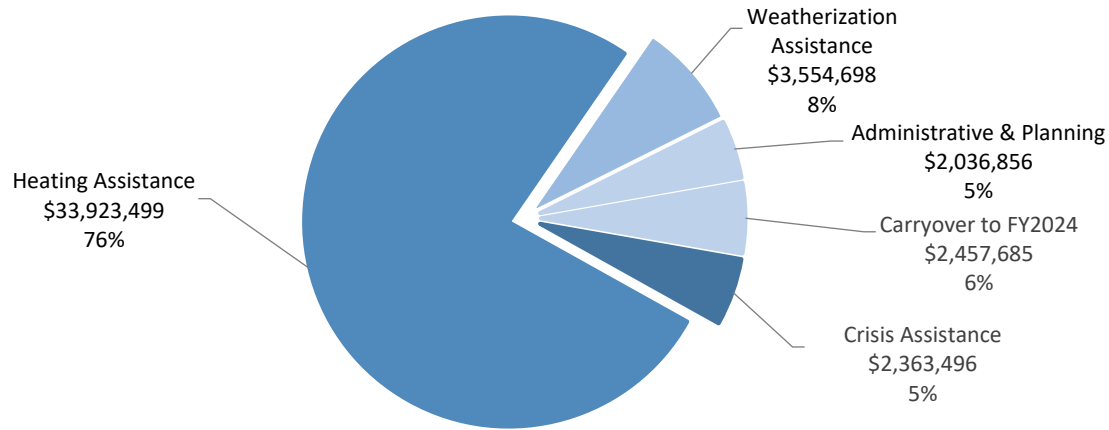
% of State Income-Eligible Population Served  
**18%**

State Income-Eligible Population  
**134,139**

Annual Funds, 2019-2023  
 (\$ millions)

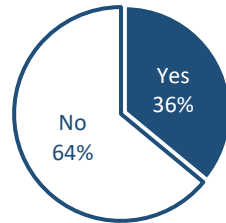


### Uses of Funds

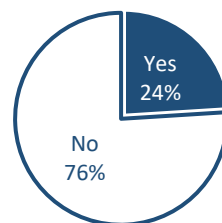


### Vulnerable Recipient Households

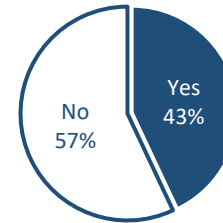
Households with Elderly Member



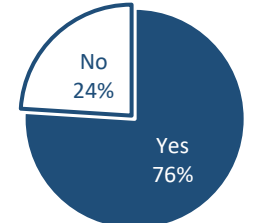
Households with Young Child



Households with Disabled Member



Households with Any Vulnerable Member



### Types of Assistance

**Heating Assistance** served 24,158 households with reported average benefits of \$509.

**Year-Round Crisis Assistance** served 1,222 households with reported average benefits of \$854.

**Weatherization Assistance** served 340 households. Additional households will be served in FY2024 with the FY2023 funds.

\*Funding Available to Tribes is direct funding by ACF and is not included in other Profile figures.