

Vermont

LIHEAP FY2023 State Profile

Total Funding Available*

\$35,717,716

Total Households Served

26,695

Income Eligibility Requirements

\$60,932

for a 4-person household

% of State Income-Eligible Population Served

38%

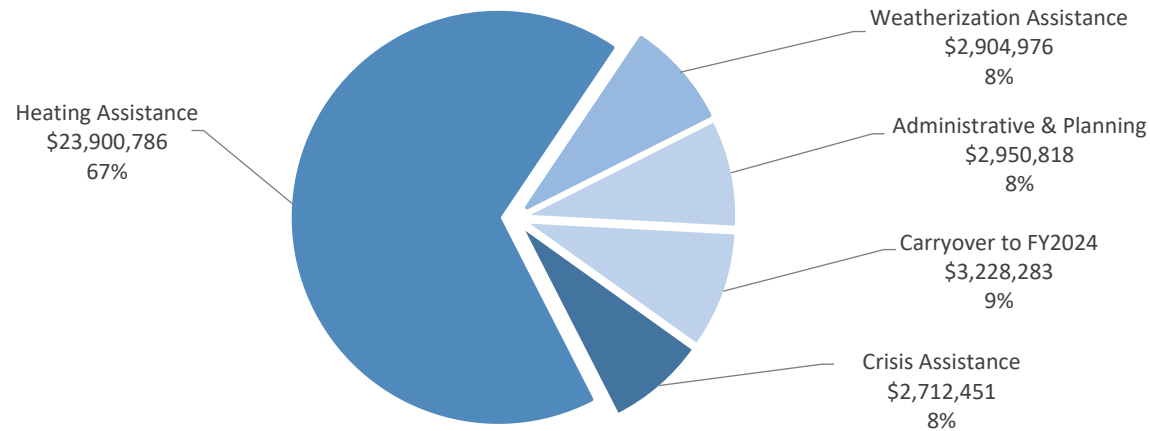
State Income-Eligible Population

69,366

Annual Funds, 2019-2023 (\$ millions)

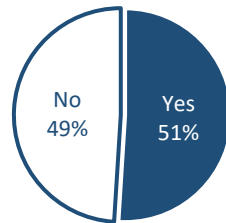


Uses of Funds

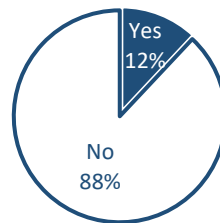


Vulnerable Recipient Households

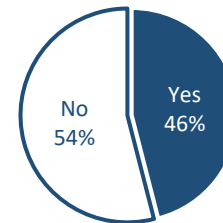
Households with Elderly Member



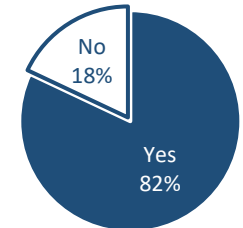
Households with Young Child



Households with Disabled Member



Households with Any Vulnerable Member



Types of Assistance

Heating Assistance served 26,119 households with reported average benefits of \$915.

Winter Crisis Assistance served 2,094 households with reported average benefits of \$559.

Weatherization Assistance served 203 households.

*Total Funding Available includes \$20,402 returned to the federal government.

Data are current as of April 30, 2024.

For more information, see <https://liheappm.acf.hhs.gov/>