

Virginia

LIHEAP FY2023 State Profile

Total Funding Available
\$164,551,766


Total Households Served
118,347

Income Eligibility Requirements
\$41,625
 for a 4-person household

% of State Income-Eligible Population Served
25%

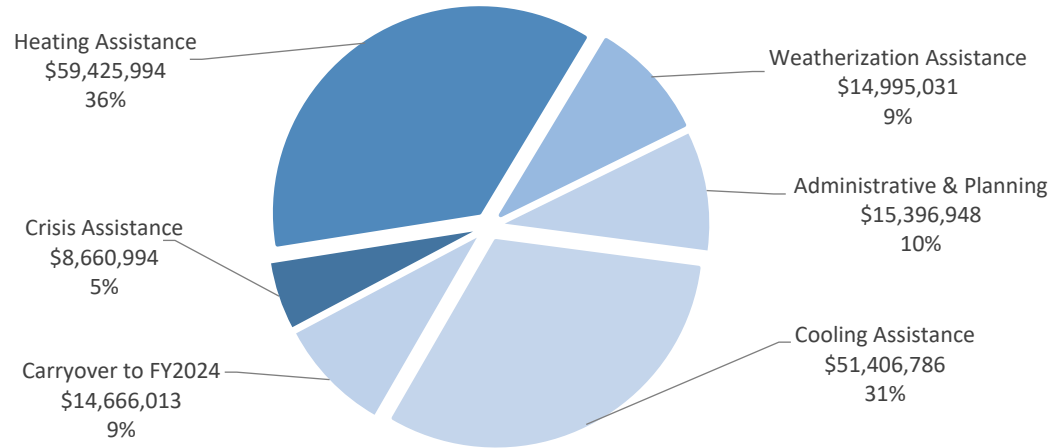
State Income-Eligible Population
465,518

Annual Funds, 2019-2023 (\$ millions)

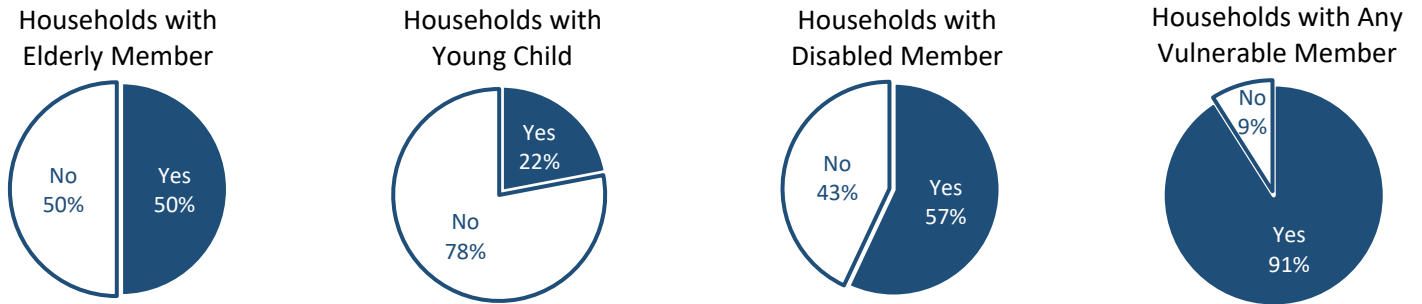


Year	Funding (\$ millions)
'19	\$100
'20	\$127
'21	\$205
'22	\$202
'23	\$165

Uses of Funds



Vulnerable Recipient Households



Types of Assistance

Heating Assistance served 113,592 households with reported average benefits of \$401.

Cooling Assistance served 83,319 households with reported average benefits of \$606.

Winter Crisis Assistance served 17,692 households with reported average benefits of \$508.

Weatherization Assistance served 1,140 households. Additional households will be served in FY2024 with the FY2023 funds.