

West Virginia

LIHEAP FY2023 State Profile

Total Funding Available
\$54,681,793

Total Households Served
56,108

Income Eligibility Requirements
\$47,292

for a 4-person household

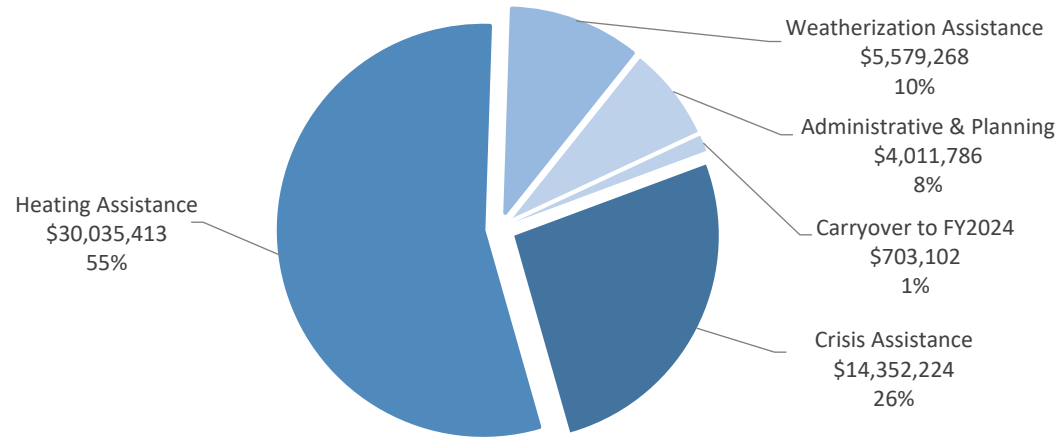
% of State Income-Eligible Population Served
27%

State Income-Eligible Population
207,881

Annual Funds, 2019-2023
 (\$ millions)

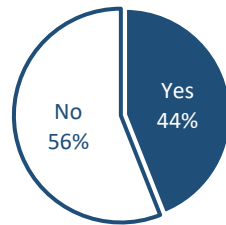


Uses of Funds

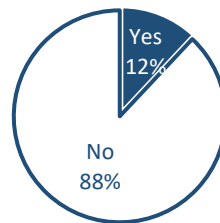


Vulnerable Recipient Households

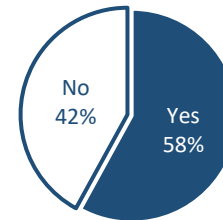
Households with Elderly Member



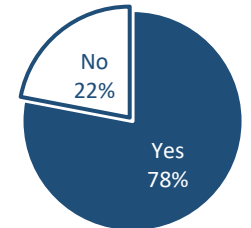
Households with Young Child



Households with Disabled Member



Households with Any Vulnerable Member



Types of Assistance

Heating Assistance served 55,075 households with reported average benefits of \$874.

Winter Crisis Assistance served 2,061 households with reported average benefits of \$874.

Weatherization Assistance served 493 households. Additional households will be served in FY2024 with the FY2023 funds.