

Wisconsin

LIHEAP FY2023 State Profile

Total Funding Available
\$164,019,352

Total Households Served
189,941

Income Eligibility Requirements
\$61,738
 for a 4-person household

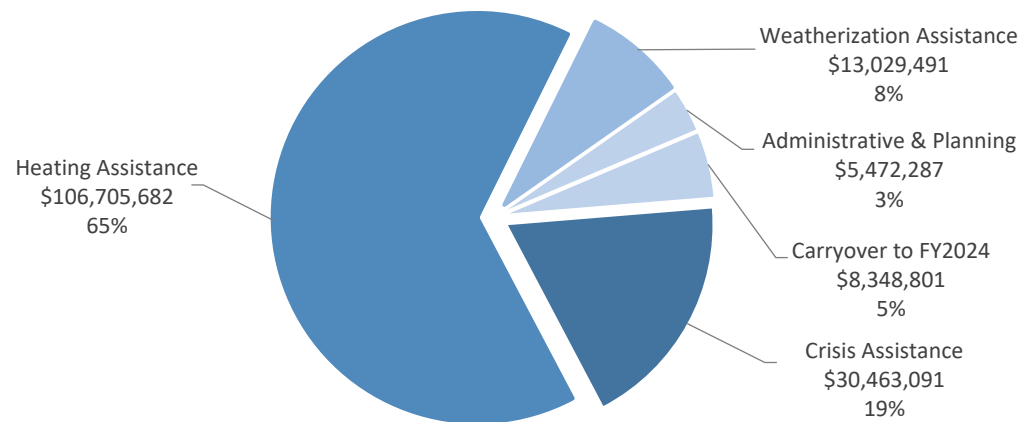
% of State Income-Eligible Population Served
31%

State Income-Eligible Population
616,489

Annual Funds, 2019-2023
 (\$ millions)

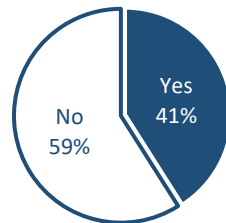


Uses of Funds

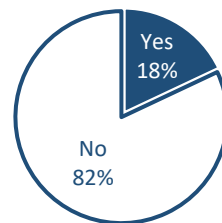


Vulnerable Recipient Households

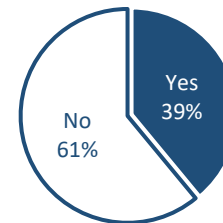
Households with Elderly Member



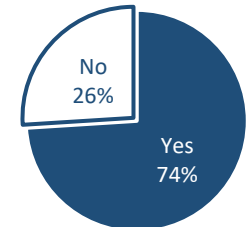
Households with Young Child



Households with Disabled Member



Households with Any Vulnerable Member



Types of Assistance

Heating Assistance served 186,017 households with reported average benefits of \$696.

Year-Round Crisis Assistance served 25,050 households with reported average benefits of \$701.

Weatherization Assistance served 3,430 households with a calculated average benefit of \$3,799.